

# SHADOW CHANDELIER

The Shadow Chandelier by Shadow Industrial is a revolutionary infrared heating solution designed to meet the unique needs of heritage buildings, including churches and other historic properties. Combining powerful heating capabilities with elegant design, the Shadow Chandelier ensures your space remains warm and inviting without compromising aesthetics or heritage preservation.

- 01 Efficient Heating Power:** Offers 8.7kW or 9.6kW via 12 long-wave ceramic emitters, reaching up to 550°C for fast, consistent warmth, ideal for large, draughty spaces.
- 02 Understated Elegance:** Finished in RAL1036 premium powder coat, the unit (under 50kg) is designed for easy installation in historic interiors, with 6 decorative lamps and 6 dimmable downlights for customisable lighting.
- 03 Zero-Light Ceramic Technology:** Provides efficient warmth without visible light, preserving your space's visual ambiance and historic charm.
- 04 Advanced Control:** Wireless remote control allows seamless adjustment of heating and lighting for comfort and efficiency. Features include variable output control (by zone or individually), auto-adjusting thermostat, time clock, push-button and countdown timers, and a PIR movement sensor for enhanced energy management.
- 05 Flexible Power Options:** Available in single or 3-phase configurations, ensuring compatibility with various electrical setups.
- 06 Heritage-Friendly Heating:** Gentle infrared technology heats people and objects, protecting delicate surfaces and artefacts in heritage spaces.



WITH LIGHTS

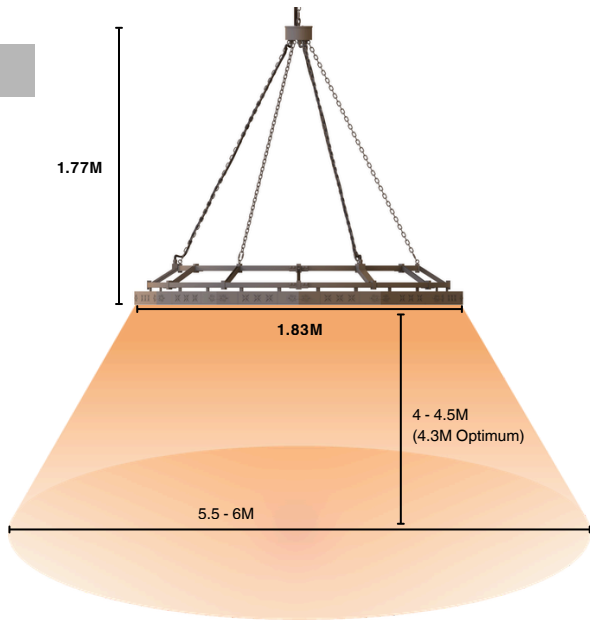


# TECHNICAL SPECIFICATION

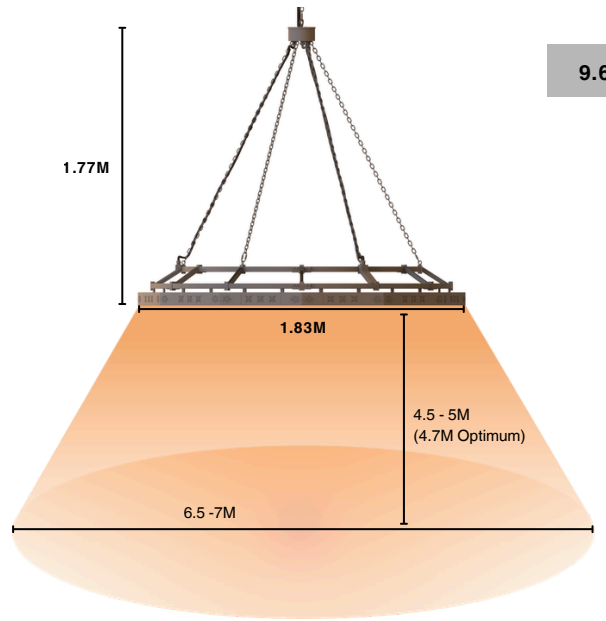
	Dimension (H) mm	Dimension (W) mm	Coverage (M sq.)	Phase Supply	Emitters	Total Power (kW)	Voltage (V)	Rec. height from floor (m)	Min. Distance from side wall (mm)	Weight (kg)
<b>8.7KW</b>	1770	1830	29 - 34	Single and 3 Phase	12	8.7	230	4 - 4.5	750	49
<b>9.6KW</b>	1770	1830	38 - 42	Single and 3 Phase	12	9.6	230	4.5 - 5	750	49

# HEAT MAPS AND MEASUREMENTS

**8.7KW**




**9.6KW**



**Note:** The coverage area is a guide only and calculated for effective heating in the colder months. The areas given can be influenced by a number of additional factors. Heat is subjective and different people feel warm at different heat levels. The mounting height will affect the maximum heat level felt at ground level, as well as the heat spread.

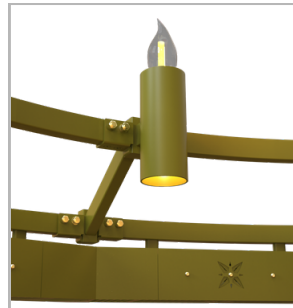
# CENTRAL MOUNTING POINT AND LIGHTING



### Mounting Data

- Central hanging point
- 49kg total weight
- Additional chain available

It is essential that suitable mounting points are tested (load) to ensure they are suitable for the weight and strengthened if necessary with bracing or other means before installation.



### Optional Lighting

- Full remote control available
- Separately controlled from heat output
- Dimmable
- Low power LED
- Candle bulbs for decorative up-lighting
- Downlighter lamps available in range of colour tones and spread (not supplied)

### CERAMIC ZERO GLARE



Industry leading Zero Light Ceramic Infrared Emitters

### WARRANTY



5 year warranty direct from the manufacturer

### ENERGY EFFICIENT



Saving companies over 90% of their energy consumption